

REFINED CONCRETE & TERRAZZO FLOOR RESTORATION PROGRAM



Warehousing, Manufacturing & Food Processing

A validated and simplified approach to provide protection, ease of maintenance and sheen to your facilities concrete or terrazzo floors.





YOUR

OPPORTUNITY

FULL RESTORATION PROGRAMS THAT WORK FOR YOUR FACILITY

At Charlotte Products Ltd, we pride ourselves on industry innovation, we strive to always be aware of the insights, challenges and solutions that will assist our valued customers. Once we understand the need, our innovative team of professionals go to work to develop both the product and marketing strategy in order to take to market. Once this is done, our team of solutions specialists transfer this industry knowledge to our customers working side by side ensuring they understand the benefits and procedures involved. This is simply what we do, better than most. Our people are our key to success.

Both terrazzo and concrete flooring substrates make up our industries largest square footage. Therefore, requiring a major increase in labour, time to maintain and a high dollar spend.

Properly maintained, these surfaces play a vital role in employee wellness reducing the amount of dust, contaminants and allergens in the air, improved foot traction for employees reducing the risk of slip and fall and by reducing the amount of cleaning chemicals from being introduced into our environment by sewage effluent or landfill making this program more sustainable for our generations today and tomorrow. It is simply the right thing to do in our opinion.

Our approach, we utilize our Enviro-Solutions® diamond pads along with our safer chemistry to “hone” the floor surfaces. Most competitors “grind” these surfaces which is a relatively slow, expensive and a labour-intensive process.

Once our competitors has taken place, facilities must follow a detailed interim maintenance program to maintain the floors increasing the overall cost and, in our opinion, you have a better option.

It is a known fact that floor care programs are the most labour intensive and require a higher level of skill set. Typically 67% of your spend is related to floor care.

Think about this, if we can lower your cost of goods and reduce your labour by as much as 60%, why wouldn't you?

At Charlotte Products Ltd., our team of passionate people pride themselves in developing new innovative products and programs that truly contribute to clean, safe and healthy spaces.

According to ISSA standards, it is estimated that out of every dollar spent, over 90% is attributed to labour and less than 10% is the cost of goods. Your R.O.I. is very beneficial when implementing this program.

Why Choose Our Program?

1

Easy Program to implement and maintain.

Upon completion of a Charlotte Products floor assessment, we will help you determine if your floors are ready for our Routine Maintenance Program or if they need to undergo one of our 3 Restoration Levels to restore your floors back to pristine condition.

2

Lower your labour costs by up to 60%.

Specialized heavy industrial floor grinders and polishers are not needed to hone or polish your concrete and terrazzo floors. Use YOUR existing floor equipment. Because of this, the training curve for existing employees is minimized. By following our simplified procedures if undergoing one of the 3 Restoration Levels YOUR existing staff can easily provide the level of protection, ease of maintenance and sheen that is best suited for your facility.

3

Improve the overall look of your facility.

Our Refined Concrete and Terrazzo Floor Restoration Program is uniquely designed to strengthen, protect and provide a level of sheen that is suited for your facility. Allow us, as the experts, to show you how simple it can be to protect and restore your concrete and terrazzo floors.

4

Improve employee wellness.

You can improve employee wellness and indoor air quality by eliminating efflorescence and dusting that is common in large warehouses by strengthening and protecting your floors with any one of our 3 levels of restoration.

5

Improve your contribution to sustainability.

Polished concrete and terrazzo flooring are both sustainable flooring options. Implementing our program will improve your sustainable footprint by reducing chemical usage, eliminating one time use of grinding discs, lower energy consumption and battery charging cycles. Also reduces sewage effluent discharge and the amount of waste sent to the landfill. Our **ES-CMP Diamond Pads** used during the Routine Maintenance Program typically outlasts our competitors by 5 to 10 times.

PROGRAM

FEATURES

Our Enviro-Solutions Refined Concrete and Terrazzo Floor Restoration Program sets the standard in polished concrete and terrazzo floor care. By combining our unique diamond pad technology and polished concrete and terrazzo specific restoration cleaner and substrate densifier you can now provide a full restoration program to your current custodial staff and building services contractors.



Charlotte Products takes the complexity out of a how to strengthen, protect and increase the sheen in your facility by providing three levels of restoration. Level 1 Hone, Level 2 Semi-Polish and Level 3 Polish are each designed to dust proof, strengthen and protect your concrete or terrazzo floors while also providing three different levels of sheen based on your facilities needs and wants.

Whether you have brand new concrete that only needs protection with a satin sheen level, or you have old worn-out concrete that needs a full restoration with a high sheen level, we have you covered.

After your floors are strengthened, honed, or polished, we then give you the option of protecting your investment by offering two innovative stain protecting chemicals that will protect and prolong the life of your newly refined concrete and terrazzo floors.

New Simplified Program Benefits

- Onsite facility assessment to determine what level of protection and sheen if needed
- 3 simplified levels of restorative protection and sheen
- No specialized equipment needed (ie; floor grinders or heavy duty slurry vacuums)
- Training videos on each restoration level
- Simple procedure guidelines
- Cost calculators to help determine square footage costs



PROGRAM

PRODUCTS



ES35 Restoration Cleaner

Specifically formulated to be used in the ES Refined Concrete and Terrazzo Floor Restoration Program in conjunction with the **ES-FPP** diamond pads. Our unique blend of surfactants and special low friction lubricants provide the perfect formula to allow for a cleaner and faster refinement of the surface, extending the life of the **Enviro-Solutions Foundation Prep Pads** during restoration.

Product yields approximately 12,500 sqft/gallon.

Dilution ratio (1:128) – 1 oz **ES35** to 1 gal water



ES36 Nano Substrate Densifier

An eco-friendly impregnating lithium-silicate densifier specifically designed to be used in the Level 1 Hone, Level 2 Semi-Polish and Level 3 Polish process. **ES36** strengthens the concrete or terrazzo surface from the inside out, creating higher abrasion and stain resistance without affecting its natural appearance.

The natural reaction of the lithium silicate with the lime / calcium hydroxide of the cement closes off most capillaries, creating a highly dense, dust proof, hardened and great light reflected surface.

Product yields approximately 2,500 sqft/gallon.

Dilution ratio (1:4) – 1 oz **ES36** to 1 gal water



ES37 Cleaner Maintainer Polisher

Our exclusive EVERYDAY cleaner is specifically formulated to be used during the ES Refined Concrete and Terrazzo Floor Maintenance Program in conjunction with the **ES-CMP** diamond pads. **ES37** is formulated to deep clean, maintain and enhance the gloss, strengthen the substrate, and improve the image of your facility.

With a unique formulation to quickly emulsify, attach to, and suspend soils, oils and greases by using a “lift and hold” technology caused by the different surfactants, **ES37** makes routine maintenance on polished concrete and terrazzo a breeze.

ES37 not only has specialized surfactants and lubricants in the solutions causing ease of maintenance; there is also trace amounts of densifier in the formula. By adding the densifier to the formula, **ES37** is able to constantly fill the micro pores and imperfections on the surface with densifier, further protecting and strengthening the surface of your refined and polished concrete and terrazzo floors with every use.

Product yields approximately 80,000 sqft/gallon.

Dilution ratio (1:128) – 1 oz **ES37** to 1 gal water

Program Pads

Cleaner Maintainer Pads (CMP)

Enviro-Solutions® Cleaner Maintainer Pads are designed for durability and longevity for a wide variety of applications. They have proprietary diamond material blown throughout the entire pad creating a stronger, wear and tear resistant pad. The pads have diamond powders that are embedded throughout the pad providing extended life due to the ability to use either side creating a stronger, more durable tool at an economical price. Being able to use the pad on either side makes it an ideal choice for burnishing, polishing and maintaining concrete and terrazzo floors.



400 Grit



800 Grit



1500 Grit




3000 Grit


Foundation Prep Pads (FPP)

Enviro-Solutions® Foundation Prep Pads have been designed for the demand in the concrete and terrazzo polishing market where smaller budgets need to be met but a densified and refined surface is needed for the end result.


Charlotte Products™ has infused an array of diamond nodules made of a proprietary blend of semi-metal resin bond matrix to the surface of our **Enviro-Solutions® Cleaner Maintainer Pads**. By doing this, we have created the ultimate refurbishing and polishing pad for concrete and terrazzo substrates. **Enviro-Solutions® Foundation Prep Pad** is the ideal pad to create a faster cut, faster hone, and faster polish on most concrete and terrazzo floors. It is designed to open, hone/refine and polish; it is no way intended to flatten a concrete or terrazzo surface.




200 Grit



400 Grit




800 Grit



1500 Grit

3 LEVELS OF FLOOR CARE RESTORATION



WAREHOUSING, MANUFACTURING & FOOD PROCESSING MARKETS

LEVEL 1 – Hone

Images of objects being reflected have a matte appearance
3 step process (2 pads and densification)
Optional stain protection

LEVEL 2 – Semi-Polish

Images of objects being reflected can be easily identified but do not have a sharp appearance
4 step process (3 pads and densification)
Optional stain protection

LEVEL 3 – Polish

Images of objects being reflected have a more distinct and crisp appearance and can easily be identified
6 step process (5 pads and densification)
Optional stain protection

LEVEL 1 – Hone

3 Step Process (2 pads and densification)
Optional Stain Protection

Where and When to use:

On any natural concrete or terrazzo floor that needs dust proofing, substrate strengthening, ease of maintenance and a matte appearance.

- 2 pad and substrate restrengthening process which includes a onetime application of **ES36 Nano Substrate Densifier**, 2 **ES-FPP Foundation Prep Pads** used with **ES35 Restoration Cleaner** with either an Auto Scrubber or low speed floor machine.
- Once complete, resume Ongoing Maintenance per normal maintenance schedule with an **ES-CMP 400 Grit Pad** and **ES37 Cleaner Maintainer Polisher** to maintain current sheen levels and protection.
- If additional stain protection is needed, apply **ES99 Impregnating Sealer** as per label instructions.






STEP

1

Wet scrub with **ES35** and **200 ES-FPP** diamond pad



ES35
Restoration Cleaner 1:128



200
Grit FPP Pad

STEP

2

Apply **ES36 Nano Substrate Densifier** as per label



ES36
Nano Substrate Densifier 1:4


STEP

3

Wet scrub with **ES35** and **400 ES-FPP** diamond pad




ES35
Restoration Cleaner 1:128



400
Grit FPP Pad

LEVEL 2 – Semi-Polish

4 Step Process (3 pads and densification)
Optional Stain Protection



Where and When to use:

On any natural concrete or terrazzo floor that needs dust proofing, substrate strengthening, ease of maintenance and a semi reflective appearance.

- 3 pad and substrate restrengthening process which includes a onetime application of **ES36 Nano Substrate Densifier**, 3 **ES-FPP Foundation Prep Pads** used with **ES35 Restoration Cleaner** with either an Auto Scrubber or low speed floor machine.
- Once complete, resume Ongoing Maintenance per normal maintenance schedule with an **ES-CMP 800 Grit Pad** and **ES37 Cleaner Maintainer Polisher** to maintain current sheen levels and protection.
- If additional stain protection is needed, apply ES99 Impregnating Sealer as per label instructions.


STEP

1

Wet scrub with **ES35** and **200 ES-FPP diamond pad**



ES35
Restoration Cleaner 1:128



200
Grit FPP Pad

STEP

2

Apply **ES36 Nano Substrate Densifier** as per label



ES36
Nano Substrate Densifier 1:4




STEP

3

Wet scrub with **ES35**
and **400 ES-FPP**
diamond pad



ES35
Restoration Cleaner 1:128



400
Grit FPP Pad


STEP

4

Wet scrub with **ES35**
and **800 ES-FPP**
diamond pad



ES35
Restoration Cleaner 1:128



800
Grit FPP Pad

LEVEL 3 – Polish

6 Step Process (5 pads and densification)
Optional Stain Protection

Where and When to use:

On any natural concrete or terrazzo floor that needs dust proofing, substrate strengthening, ease of maintenance and a polished and reflective appearance.

- 5 pad and substrate restrengthening process which includes a onetime application of **ES36 Nano Substrate Densifier**, 4 **ES-FPP Foundation Prep Pads** and 1 **ES-CMP Cleaner Maintainer Pad** used with **ES35 Restoration Cleaner** with either an Auto Scrubber or low speed floor machine.
- Once complete, resume Ongoing Maintenance per normal maintenance schedule with an **ES-CMP 3000 Grit Pad** and **ES37 Cleaner Maintainer Polisher** to maintain current sheen levels and protection.
- If additional stain protection is needed, apply **ES99 Impregnating Sealer** as per label instructions.


STEP

1

Wet scrub with **ES35** and **200 ES-FPP** diamond pad



ES35
Restoration Cleaner 1:128



200
Grit FPP Pad

STEP

2

Apply **ES36 Nano Substrate Densifier** as per label



ES36
Nano Substrate Densifier 1:4


STEP

3

Wet scrub with **ES35** and **400 ES-FPP** diamond pad



ES35
Restoration Cleaner 1:128



400
Grit FPP Pad




STEP

4

Wet scrub with **ES35**
and **800 ES-FPP**
diamond pad



ES35
Restoration Cleaner 1:128



800
Grit FPP Pad


STEP

5

Wet scrub with **ES35**
and **1500 ES-FPP**
diamond pad



ES35
Restoration Cleaner 1:128



1500
Grit FPP Pad


STEP

6

Wet scrub with **ES35**
and **1500 ES-CMP**
diamond pad



ES35
Restoration Cleaner 1:128



1500
Grit CMP Pad

Program Benefits Recap

- Easy Program to implement and maintain
- Lower your labour costs by up to 60%
- Improve the overall look of your facility
- Improve employee wellness
- Improve your contribution to sustainability
- Ability to increase sheen by introducing a burnishing program at any time desired

Are YOU ready to take the next step? We thought the answer might be YES. By clicking on your specific cost calculator below you will be able to determine the investment and cost savings associated with each level of restoration.

Let's work together to create safer, healthier spaces for future generations!

WAREHOUSING, MANUFACTURING & FOOD PROCESSING MARKETS

LEVEL 1 - Hone

Images of objects being reflected have a matte appearance
3 step process (2 pads and densification)
Optional stain protection

LEVEL 2 - Semi-Polish

Images of objects being reflected can be easily identified
but do not have a sharp appearance
4 step process (3 pads and densification)
Optional stain protection

LEVEL 3 - Polish

Images of objects being reflected have a more distinct
and crisp appearance and can easily be identified
6 step process (5 pads and densification)
Optional stain protection

▶ [Click to view the Cost Calculator](#)

▶ [Click to view the Cost Calculator](#)

▶ [Click to view the Cost Calculator](#)

Specifications

Products

Code	Name	Size	Coverage
ES35-4	Restoration Cleaner	3.78 L / 1 U.S. Gal.	12,500 sqft / gallon
ES36-4	Nano Substrate Densifier	3.78 L / 1 U.S. Gal.	500 sqft / gallon
ES37-4	Cleaner Maintainer Polisher	3.78 L / 1 U.S. Gal.	80,000 sqft / gallon
ES37-18	Cleaner Maintainer Polisher	18.9 L / 5 U.S. Gal.	80,000 sqft / gallon
ES37-208	Cleaner Maintainer Polisher	208 L / 55 U.S. Gal.	80,000 sqft / gallon

Cleaner Maintainer Pads (CMP)

Colour Coded	Grit	Thickness	Diameter	Max Speed	Usage
White	400	1 inch	14" 16" 17" 20" 27"	2000 RPM	wet or dry
Green	800	1 inch	14" 16" 17" 20" 27"	2000 RPM	wet or dry
Red	1500	1 inch	14" 16" 17" 20" 27"	2000 RPM	wet or dry
Black	3000	1 inch	14" 16" 17" 20" 27"	2000 RPM	wet or dry

Coverage can vary from surface to surface depending on roughness, porosity and density of the medium being applied. Application technique can also vary the coverage. On flat, dense surfaces the coverage should generally range from 250,000 to 500,000 square feet per pad.

Foundation Prep Pads (FPP)

Colour Coded	Grit	Thickness	Diameter	Max Speed	Usage
Yellow	200	1 inch	14" 16" 17" 20" 27"	1500 RPM	wet or dry
White	400	1 inch	14" 16" 17" 20" 27"	1500 RPM	wet or dry
Green	800	1 inch	14" 16" 17" 20" 27"	1500 RPM	wet or dry
Red	1500	1 inch	14" 16" 17" 20" 27"	1500 RPM	wet or dry

Coverage can vary from surface to surface depending on roughness, porosity and density of the medium being applied. Application technique can also vary the coverage. On flat, dense surfaces the coverage should generally range from 3,000 to 7,000 square feet per pad.

Rectangular orbital **CMP** and **FPP Pads** are a non-stock item that are available upon request. **FPP 30, 50 and 100 grit pads** are available upon request. You must consult with a Charlotte Products specialist first to get approval for the ordering of orbital and/or **30, 50 and 100 grit FPP pads**.